





LOCHALINE - FISHNISH

Table 12

				
DAY	Lochaline Depart	Fishnish Arrive	Fishnish Depart	Lochaline Arrive
MON - SAT	0700 A	0718 A	0725 A	0743 A
	745	803	810	828
	845	903	910	928
	940	958	1000	1018
	1025	1043	1045	1103
	1110	1128	1130	1148
	1155	1213	1215	1233
	1245	1303	1310	1328
	1425	1443	1450	1508
	1515 A	1533 A	1540 A	1558 A
	1600	1618	1625	1643
	1645	1703	1710	1728
	1755	1813	1815	1833
SUN	1835 B	1853 B	1900 B	1918 B
	845	903	910	928
	1000	1018	1025	1043
	1045	1103	1110	1128
	1245	1303	1310	1328
	1345	1403	1410	1428
	1445	1503	1510	1528
	1600	1618	1625	1643
1645	1703	1710	1728	
1745	1803	1805	1823	

CODE

A	Passenger numbers may be restricted
B	Does not operate during October

NOTE

Check-in closes for vehicles and passengers 10 minutes prior to departure

For the ferry service between Oban and Craignure see table 11

Taking your car to Mull? Visit www.calmac.co.uk/destinations/mull for helpful tips on driving on the island's single-track roads

FARES

LOCHALINE - FISHNISH		Single	Return
Driver/passenger		£2.50	£5.00
Child 5-15 (Infant under 5 free, must have a valid ticket)		£1.25	£2.50
Car or 4x4 (excludes driver)		£7.35	£14.70
Motorhome (excludes driver)	Up to 6m	£7.35	£14.70
	Up to 8m	£11.05	£22.10
	Up to 10m	£14.70	£29.40
Caravan, boat/baggage trailer	Up to 2.5m	£3.70	£7.40
	Up to 6m	£7.35	£14.70
	Up to 8m	£11.05	£22.10
Motorcycle		£3.70	£7.40
Pedal cycles (restricted numbers)		Free	Free

Groups of 6 or more pedal cycles must inform the relevant port office in advance of travel. It should be noted that as we may not be able to offer the first sailing of choice, therefore groups may not always be able to travel together

Light goods vehicles exceeding 6 metres in length or 3.5 tonnes in weight, or 3 metres in height, or 2.3 metres in width are charged at commercial vehicle rate